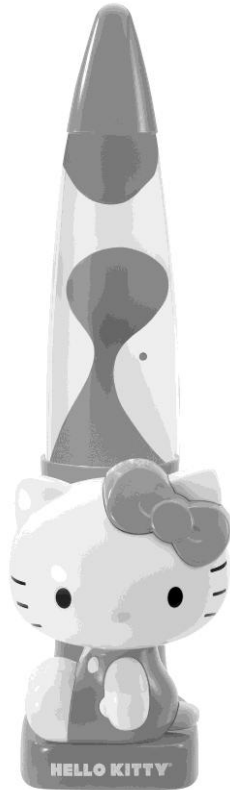


HELLO KITTY®

© 1976, 2012 SANRIO CO., LTD.

LIQID MOTION GLOW



User Manual
KT3197

DATE: 08.20. 12
SPECTRA MERCHANDISING INTERNATIONAL, INC

WARNING:

This is an electric appliance - not a toy! To avoid risk of fire, burns, personal injury and electric shock it should not be played with or placed where small children can reach it. Not appropriate for use by children 12 years of age and younger

WARNING

TO REDUCE THE RISK OF FIRE OR SHOCK HAZARD, DO NOT USE THIS PLUG WITH AN EXTENSION CORD, RECEPTACLE OR OTHER OUTLET UNLESS THE BLADES CAN BE FULLY INSERTED TO PREVENT BLADE EXPOSURE. DO NOT EXPOSE THIS APPLIANCE TO RAIN OR MOISTURE.



The lightning flash with arrowhead symbol, within an equilateral triangle is intended to alert the user to the presence of uninsulated dangerous voltage within the products enclosure that may be of sufficient magnitude to constitute a risk of electric shock to persons.

DANGER

**RISK OF ELECTRIC SHOCK
DO NOT OPEN**

WARNING : TO REDUCE THE RISK OF ELECTRIC SHOCK, DO NOT REMOVE COVER (OR BACK), NO USER SERVICEABLE PARTS INSIDE, REFER SERVICING TO QUALIFIED SERVICE PERSONNEL.



The exclamation point within an equilateral triangle is intended to alert the user to the presence of important operating and maintenance (servicing) instructions in the literature accompanying the appliance.

IMPORTANT SAFETY INSTRUCTIONS

When using an electrical appliance, basic precautions should always be followed, including the following:
Read all instructions before using LIQID MOTION GLOW

DANGER – To reduce the risk of electric shock: Always unplug this appliance from the electrical outlet before cleaning

WARNING – To reduce the risk of burns, fire, electric shock, or injury to persons:

1. Unplug from outlet before putting on or taking off parts
2. Close supervision is necessary when this appliance is used by or near children, invalid, or disable persons.
3. Use this appliance only for its intended use as described in this manual. Do not use attachment not recommended by the manufacturer
4. Never operate this appliance if it has a damaged cord or plug. If it is not working properly, if it has been dropped or damaged, or dropped into water. Return the furnishing to a service center for examination and repair.
5. Keep the cord away from heated surfaces.
6. Never drop or insert any object into any opening
7. Do not use outdoors

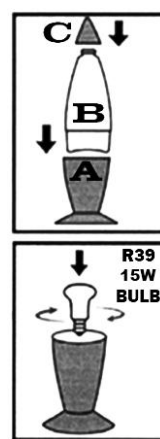
8. To disconnect, turn all controls to the off position, then remove plug from outlet.
9. Heed all warnings.
10. Follow all instructions.
11. Do not use this apparatus near water.
12. Clean only with dry cloth.
13. Do not block any ventilation openings. Install in accordance with the manufacturer's instructions.
14. Do not install near any heat sources such as radiators, heat registers, stoves, or other apparatus (including amplifiers) that produce heat.
15. Do not defeat the safety purpose of the polarized or grounding-type plug. A polarized plug has two blades with one wider than the other. A grounding type plug has two blades and a third grounding prong. The wider or the third prong is provided for your safety. If the provided plug does not fit into your outlet, consult an electrician for replacement of the obsolete outlet.
16. Protect the power cord from being walked on or pinched particularly at plugs, convenience receptacles, and the point where they exit from the apparatus.
17. Only use attachments / accessories specified by the manufacturer.
18. Use only with a cart, stand, tripod, bracket, or table specified by the manufacturer, or sold with the apparatus. When a cart is used, use caution when moving the cart/ apparatus combination to avoid injury from tip-over.
19. Unplug this apparatus during lightning storms or when unused for long periods of time.
20. Refer all servicing to qualified service personnel. Servicing is required when the apparatus has been damaged in any way, such as the power supply cord or plug is damaged, liquid has been spilled or objects have fallen into the apparatus, the apparatus has been exposed to rain or moisture, does not operate normally, or has been dropped.
21. This apparatus shall not be exposed to dripping or splashing water and that no object filled with liquids such as vases shall be placed on the apparatus.
22. The main AC plug is used as a disconnect device and it should remain readily accessible during use. In order to disconnect the apparatus, the main AC plug should be disconnected from the AC outlet completely.



SAVE THESE INSTRUCTION

ASSEMBLY AND OPERATING INSTRUCTIONS

- ◆ Carefully unpack the unit from the box.
- ◆ Assemble the unit on a flat and clean surface.
- ◆ Re-center the bulb if necessary. It is important that the bulb in the unit's base be completely centered and tightened. The bulb and socket might have been slightly moved during shipping. If so, gently push the socket with your fingers to re-center it. Make sure that the unit is unplugged before touching it.
- ◆ Position the body (B) on the base (A) and make sure it is steady.
- ◆ Place the cap (C) on top of the bottle to complete.
- ◆ Insert the polarized power plug into a household power outlet and turn on the unit with the inline Power Switch.
- ◆ Use only 15W type R39 frosted bulb for replacement. Incorrect bulb size or wattage will result in unsatisfactory operation, fire or breakage of the glass vessel.
- ◆ The unit is designed to operate in an average room temperature 69.8-78.8°F (21-26°C). Make sure the unit is at room temperature before starting.
- ◆ The unit operates best at room temperatures between 69.8-78.8°F (21-26°C).



120V ~ 60Hz 125mA

CONTENTS OF SEALED GLASS VESSEL:

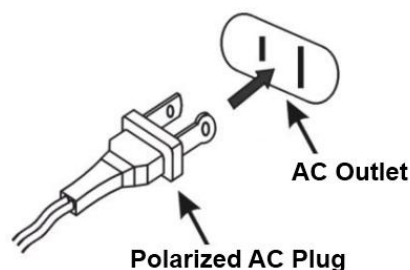
1. Distilled Water
2. Wax




CAUTION

To reduce the risk of electric shock, this appliance has a polarized plug (one blade is wider than the other). This plug will fit in a polarized outlet only one way. If the plug does not fit fully in the outlet, reverse the plug. If it still does not fit, contact a qualified electrician to install the proper outlet. Do not change the plug in any way.

TO PREVENT ELECTRIC SHOCK, MATCH WIDE BLADE OF AC PLUG TO WIDE SLOT. FULLY INSERT.



USER – MAINTENANCE INSTRUCTIONS



- ◆ Use only 15W type R39 appliance bulb for replacement bulb. Variance in bulb size or wattage will result in unsatisfactory operation, fire or breakage of the glass vessel.
- ◆ The vessel and base will be warm to the touch in operation and for a while after the unit has been turned off or unplugged.
- ◆ Always operate the unit on a firm stationary surface that is at

room temperature.

- ◆ Do not operate the unit on any warm or hot surfaces. Operate the unit only in room temperature.
- ◆ When the unit is in operation, be sure not to move or shake it to avoid liquid becoming murky and permanently damaged.
- ◆ The unit should never be heated up by any other means nor should it be cooled down forcibly.
- ◆ The space on the top of the vessel is provided for expansion. Do not break the seal of cap to fill it with liquid or solid. Breaking the seal will void your warranty and ruin the product.
- ◆ If the external flexible power cord of this unit is damaged, it must be exclusively replaced by the manufacturer or service agent or a similar qualified person in order to avoid a hazard.
- ◆ Do not place near sources of heat or cold such as heating and air conditioning vents.
- ◆ Operation or storage of the unit under direct sunlight will cause colors to fade.
- ◆ Keep the unit out of reach of small children and pets.
- ◆ The vessel is made of glass. Do not use when the vessel is cracked or damaged.
- ◆ Use only fine glass cleaner and a soft cloth to clean the surface. Always unplug it before cleaning.



CONFORMS TO
UL STD. 962
CERTIFIED TO
CSA STD. C22.2 NO. 12

LIMITED WARRANTY AND SERVICE
VALID IN THE U.S.A. ONLY

SPECTRA MERCHANDISING INTERNATIONAL, INC. warrants this unit to be free from defective materials or factory workmanship for a period of 90 days from the date of original customer purchase and provided the product is utilized within the U.S.A. This warranty is not assignable or transferable. Our obligation under this warranty is the repair or replacement of the defective unit or any part thereof, except batteries, when it is returned to the SPECTRA Service Department, accompanied by proof of the date of original consumer purchase, such as a duplicate copy of a sales receipt.

You must pay all shipping charges required to ship the product to SPECTRA for warranty service. If the product is repaired or replaced under warranty, the return charges will be at SPECTRA's expense. There are no other express warranties other than those stated herein.

This warranty is valid only in accordance with the conditions set forth below:

1. The warranty applies to the SPECTRA product only while:
 - a. It remains in the possession of the original purchaser and proof of purchase is demonstrated.
 - b. It has not been subjected to accident, misuse, abuse, improper service, usage outside the descriptions and warnings covered within the user manual or non-SPECTRA approved modifications.
 - c. Claims are made within the warranty period.
2. This warranty does not cover damage or equipment failure caused by electrical wiring not in compliance with electrical codes or SPECTRA user manual specifications, or failure to provide reasonable care and necessary maintenance as outlined in the user manual.
3. Warranty of all SPECTRA products applies to residential use only and is void when products are used in a nonresidential environment or installed outside the United States.

This warranty gives you specific legal rights, and you may also have other rights which vary from state to state. TO OBTAIN SERVICE please remove all batteries (if any) and pack the unit carefully and send it freight prepaid to SPECTRA at the address shown below. IF THE UNIT IS RETURNED WITHIN THE WARRANTY PERIOD shown above, please include a proof of purchase (dated cash register receipt) so that we may establish your eligibility for warranty service and repair of the unit without cost. Also include a note with a description explaining how the unit is defective. A customer service representative may need to contact you regarding the status of your repair, so please include your name, address, phone number and email address to expedite the process.

IF THE UNIT IS OUTSIDE THE WARRANTY PERIOD, please include a check for \$10.00 to cover the cost of repair, handling and return postage. All out of warranty returns must be sent prepaid.

It is recommended that you contact SPECTRA first at 1-800-777-5331 or by email at custserv@spectraintl.com for updated information on the unit requiring service. In some cases the model you have may be discontinued, and SPECTRA reserves the right to offer alternative options for repair or replacement.

SPECTRA MERCHANDISING INTERNATIONAL, INC.
4230 North Normandy Avenue,
Chicago, IL60634, USA.
1-800-777-5331

To register your product, visit the link below to enter your information.
<http://www.spectraintl.com/wform.htm>